

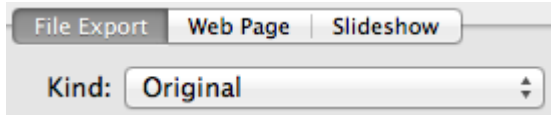
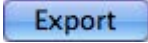



Video Exporting Guide for iPhoto

If you imported your video to iPhoto, or if your video is saved in iPhoto, you will need to export your video before uploading to the Pearson ePortfolio system.

Please follow these instructions to export your video from iPhoto 9.5.1:

<p>1. Open iPhoto and ensure you have the latest version (9.5.1) by selecting "About iPhoto" from the "iPhoto" menu. If you do not have iPhoto 9.5.1, you may update via the Mac App Store. Note that we cannot guarantee the accuracy of these instructions for older versions of iPhoto. If you do not have iPhoto installed on your computer or if your video is not saved in iPhoto, you will not need to export your video from iPhoto and these instructions will not apply to you. You may wish to review the other guides available from the Candidates/Prepare section of the edTPA website.</p> <p><i>Please note that references to third-party software are provided by Pearson as a courtesy, and do not constitute an endorsement of any third-party products or services you may access. If you do access a third-party site and/or software, you do so at your own risk.</i></p>	
<p>2. Navigate to your video in your iPhoto Library and select it. Once selected, your video should be highlighted with a yellow border. Ensure that you are selecting only the single video clip you wish to export.</p>	
<p>3. Select "Export..." from the "File" menu.</p>	
<p>4. From the "File Export" tab, set the "Kind" to "Original."</p>	
<p>5. Click "Export" and save the file to your Desktop.</p>	
<p>6. If your file is over 300MB, or if your upload is taking a long time or failing to complete, we recommend compressing your video before uploading. For assistance compressing your video, please refer to the Video Compression Guide for Mac, available from the Candidates/Prepare section of the edTPA website at: http://www.edtpa.com/Content/Docs/VideoCompressionGuideMac.pdf</p>	
<p>7. You're done – log into your portfolio and upload the video from your desktop!</p>	

For Additional Support

Please visit the program website, www.edtpa.com, to review additional support materials, including video tutorials and Frequently Asked Questions (FAQ). For additional assistance, contact Customer Support. See "Contact Us" on the program website for contact information.