

---

# Managing Research with the iPad

Center for Innovation in Teaching and Research

Presenter: Sara Settles

Instructional Technology Systems Manager

Email: [sl-settles@wiu.edu](mailto:sl-settles@wiu.edu)



WESTERN  
ILLINOIS  
UNIVERSITY

## Overview

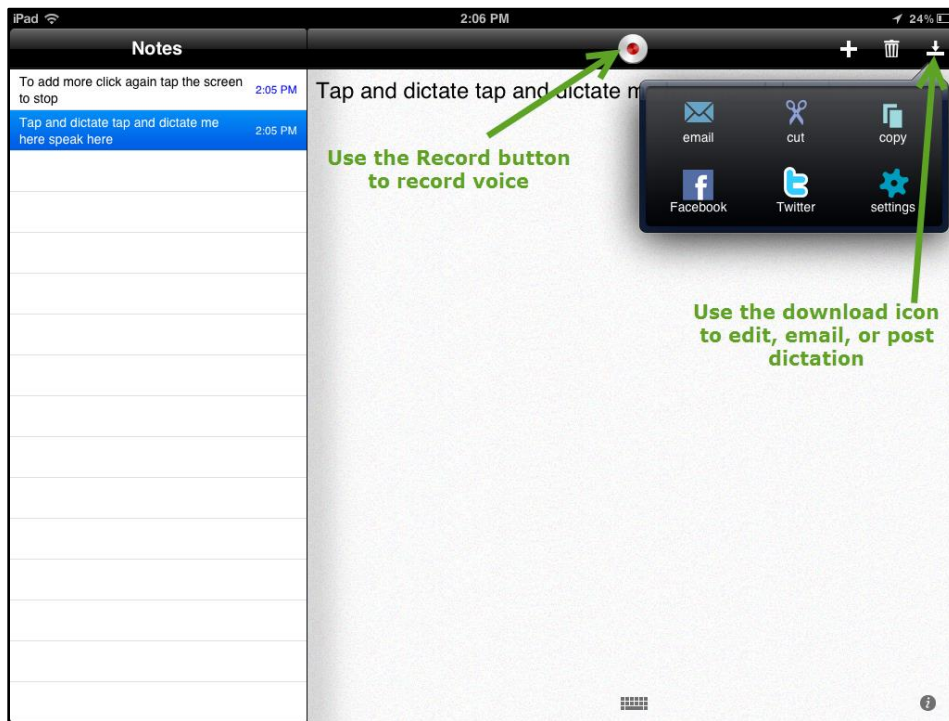
iPads have brought new abilities to research within the education field adding mobility and ease of use. With the mobility of the iPad along with the development of many apps there are numerous ways the iPad can be used for research. Researchers can now take the iPad into the field and record data and information in a timelier manner.

The iPad is being used to record audio, movies, and enter statistics as a means of collecting and analyzing data. Below are iPad apps which can easily be used in research.



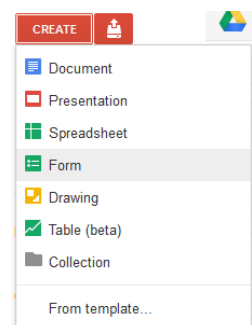
**Dragon Dictation (Free)** – Voice recognition uses Dragon®

NaturallySpeaking® technology. This application records the users voice and turns into text allowing editing and the ability to share with others via email or SMS.



**Google Forms** – Use Google Docs > Forms to create forms on a laptop or desktop computer. Information can then be entered on the mobile iPad.

Login to Google Docs and use the **Create > Form** button. Create the form using the settings and save. The information can then be accessed using the iPad.



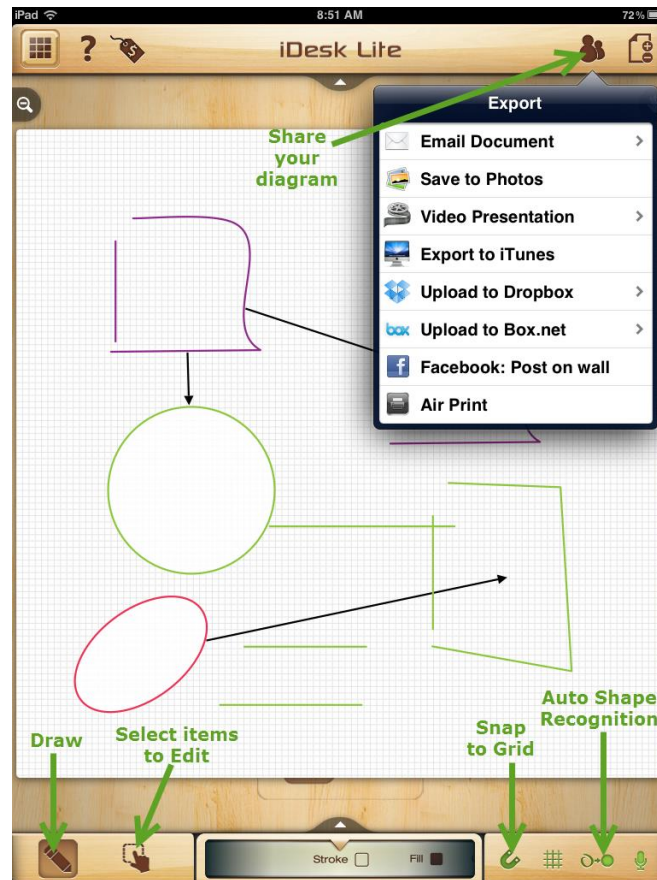


## **Grafio Lite – Diagrams & Ideas (Formerly - iDesk Lite) (Free) Mind**

**Mapping** – Create diagrams with this application. Users can brainstorm creating mind mapping diagrams and flow charts. (Formerly iDesk Lite, same icon and maker).

Use the pencil tool to draw your items. Simply drag from one item to the next to add connecting arrows. The Auto Shape Recognition allows the drawing of shapes such as circle, squares, etc. and makes them into true geometrical shapes.

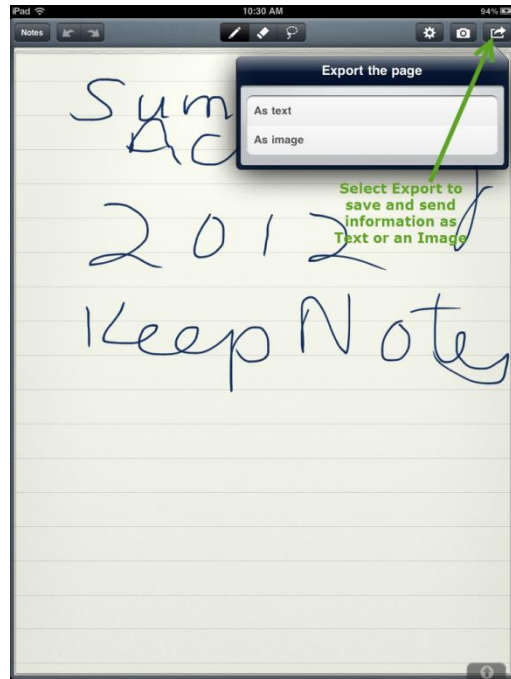
Share the diagram with others by email, as a video, uploading to Dropbox, Facebook and more.





### Memo (Formerly MyScript Memo)

**(Free)** – This simple app takes handwritten text and turns it into text. Take notes easily and turn it into text which can then be exported as text or an image.



### PDF Notes (Free)

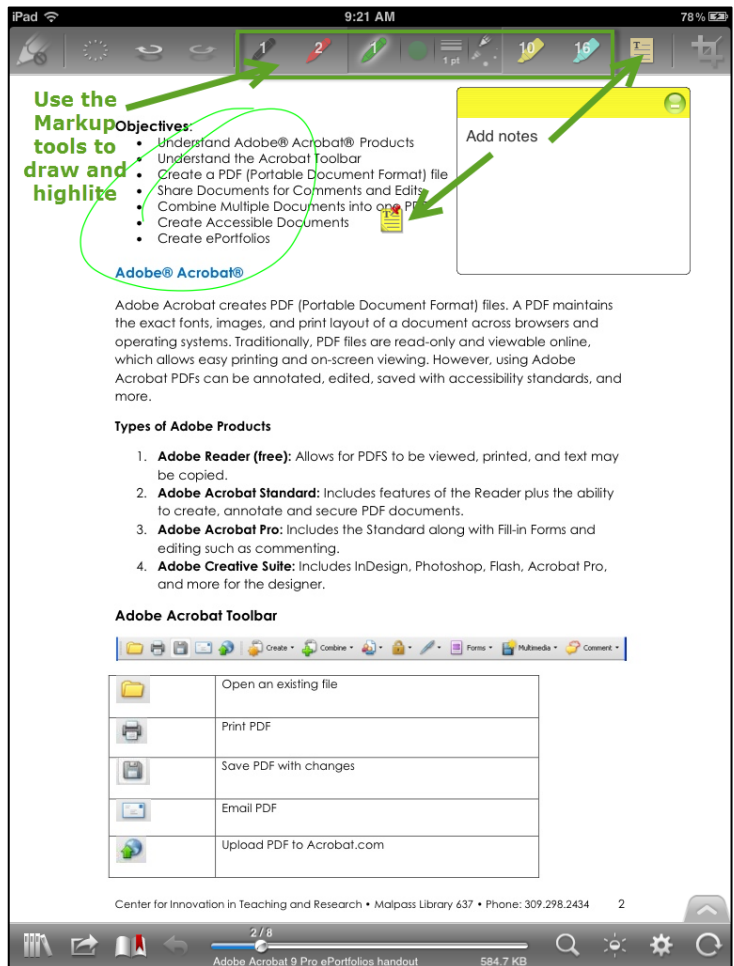
PDF Notes creates a library to categorize PDFs. This app enables easy reading and viewing PDFs along with adding notes and markups.

Easily add PDFs to the library. Using the Markup tools you can draw and highlight information. Use the Notes button to add notes for others to view.

OR



### pdf – notes (Free)

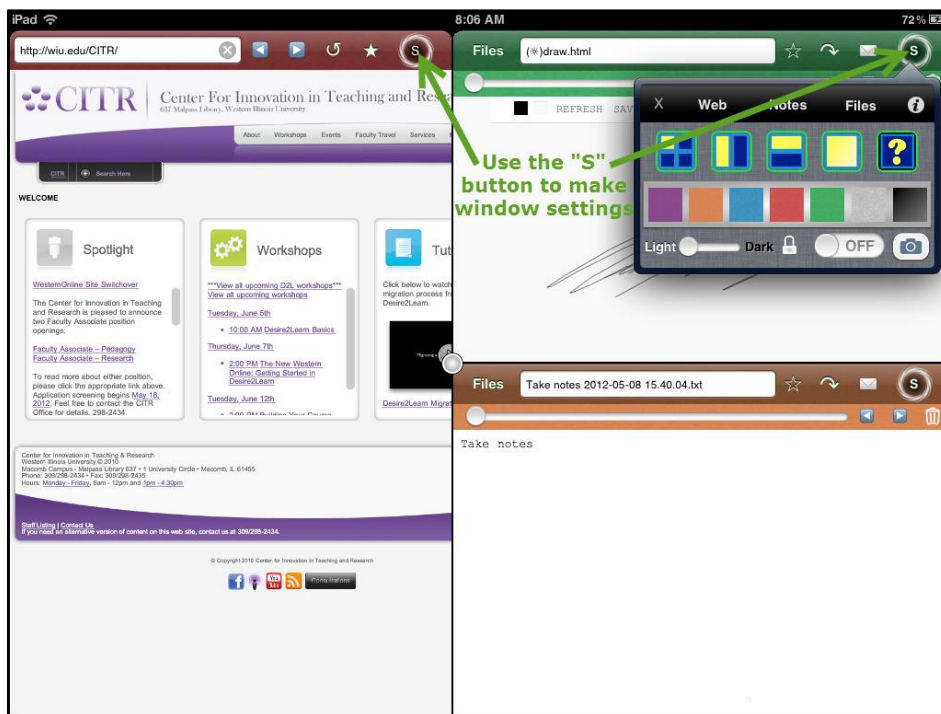




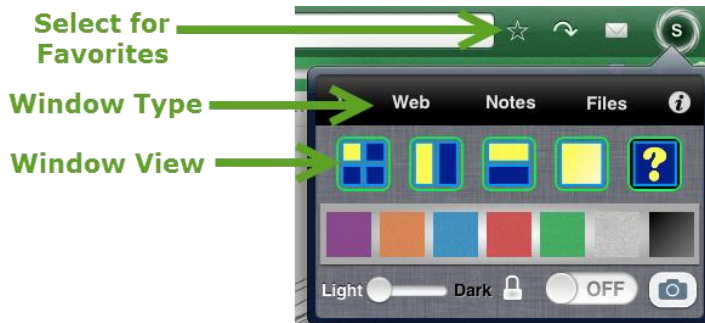
**Pronto Forms** – Use Pronto Forms to create an account and create unique forms on a desktop or laptop computer. Forms can then be used on the iPad to enter data.



**Side by Side (Free)** – Multiple windows may be viewed with this application. This app allows users to have a web browser open and also take notes on a split screen. Files can also be synced to the Dropbox application.



Use the popup window to select the type of window; **Web** is a web page, **Notes** is entering text, and **Files** are your own files. The Window View allows the screen to be split into as many as four sections to allow working on multiple items.



## Edmodo



**Edmodo** – Use the FREE Edmodo app to share documents, manage groups, view progress and create a Library for your information with your iPad or SMART Mobile Device.



**Whiteboard Genie for Edmodo**– Use Whiteboard Genie HD or Whiteboard Genie for Edmodo for FREE to connect thru Edmodo to communicate real-time. \*Note: Download “Whiteboard Audio” to connect with your class/ group.



**Photo Collage HD Pro – Frame Maker, Grid Creator & Pic Editor (Free)** – Use Photo Collage HD Pro – Frame...by Senming Huang (Version 1.3 for iOS7) to add a frame/ texture, photo filter. For iPad and iPhone use (4” Display Support). Found under “Reference” Category in iTunes Apps.



**Creative Frames for Instagram (Free)**– Create professional looking photo frames and framed videos to post on Instagram! **\*\*NOTE** – Instagram is a Social Networking site! Postings are NOT Private unless marked “Private”.



**Edmodo Search:** When doing an App search for “Edmodo Free” the above items appear as Free downloads. All of the above apps work together and are connected thru the Edmodo app software.

---

## iPad Software Apps to Purchase



**Splashtop Remote Desktop (\$6.99)** – This app allows access to your desktop computer remotely thru the iPad.